

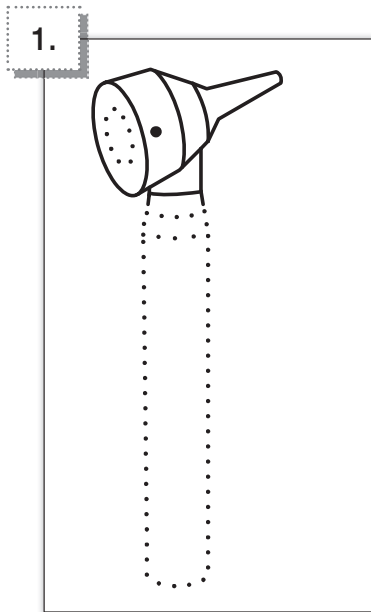
# Student's Worksheet 1

## UNIT 5 Tiger values

### Visiting the doctor

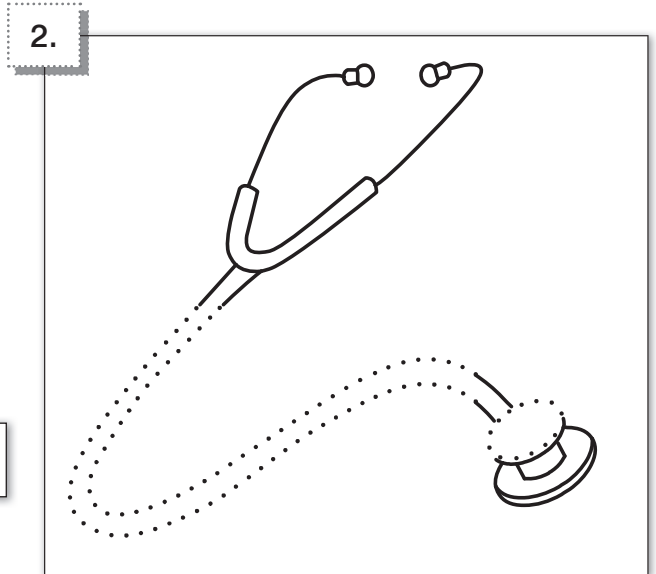


1. Complete the pictures. Match the pictures and the words.

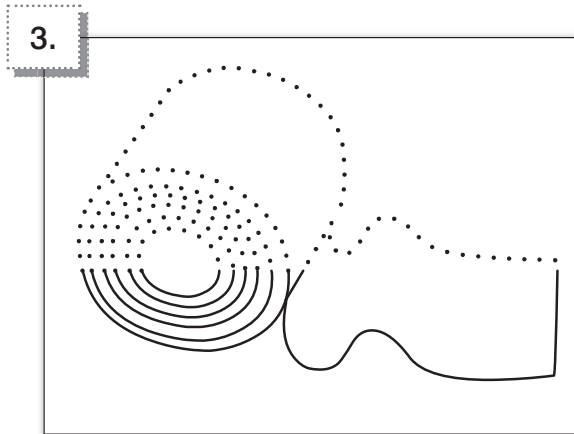


a. bandage

b. thermometer

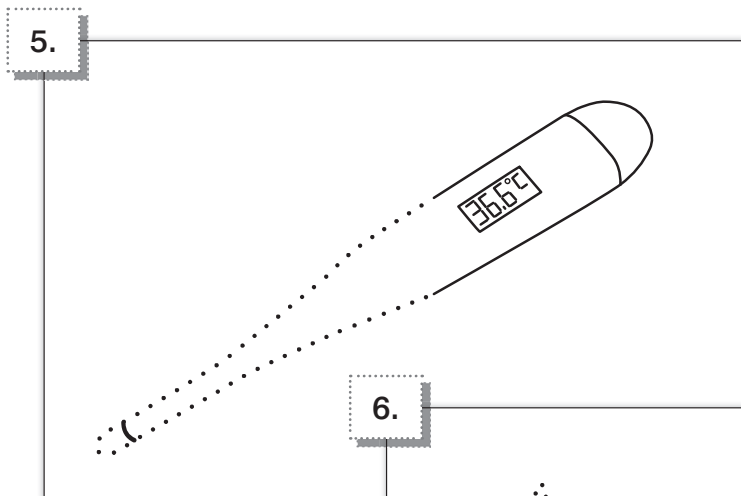


c. medicine

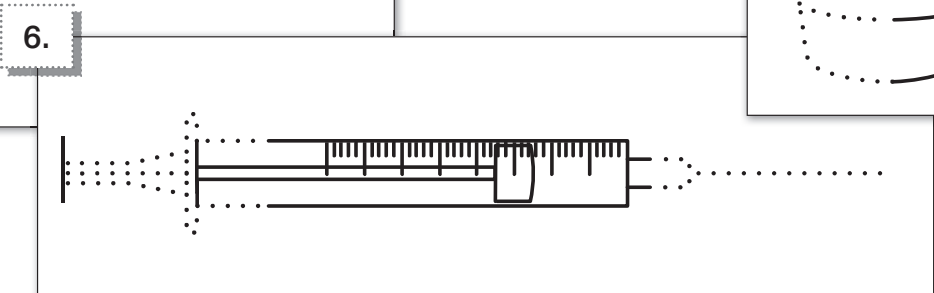
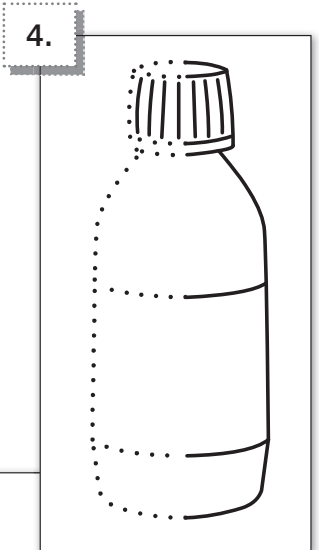


d. stethoscope

e. syringe



f. otoscope





2. Read and write the missing words.

medicine thermometer ears otoscope stethoscope eyes

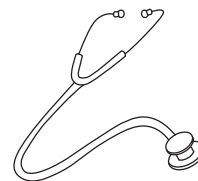
# VISITING THE DOCTOR.

Children go to a pediatrician.



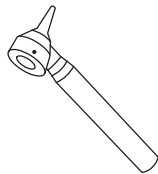
The doctor helps you to get better when you are feeling ill.

The doctor uses small instruments: a



<sup>1</sup> stethoscope,

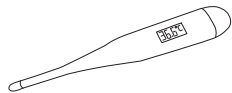
an



<sup>2</sup>

and

a



<sup>3</sup>

The doctor listens to your heart and lungs.

The doctor checks your



<sup>4</sup>



<sup>5</sup>

and throat.

When you are ill, the doctor gives you a



<sup>6</sup>

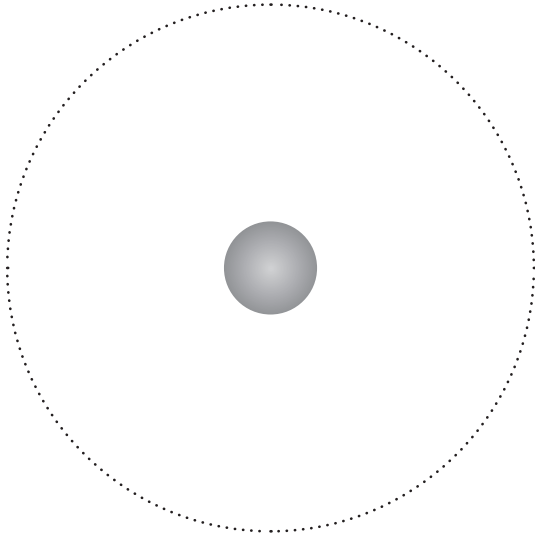
Don't be afraid of the doctor!

**Student's Worksheet 3**  
**UNIT 5 Tiger values**  
***Visiting the doctor***

PHOTOCOPIABLE

[www.macmillan.pl](http://www.macmillan.pl)

© Macmillan Polska 2015



Three vertical dotted lines extending from the top to the bottom of the page, serving as guides for writing or drawing.